

天主教輔仁大學英國語文學系學士班畢業成果
ENGLISH DEPARTMENT, FU JEN CATHOLIC UNIVERSITY
GRADUATION PROJECT 2019

指導教授：施佑芝老師

Dr. Doris Shih

真善美聖

English Teaching and Educational Psychology Portfolio

學生：楊舒婷撰

Angel Shu-Ting Yang

Final Portfolio

Angel Yang



English Teaching & Educational Psychology

Professor Doris Shih

17 Jan 2017

Table of content

Introduction.....2

Purposes.....2

My Students’ Learning Motivation.....2

Theories used.....3

Teaching and Instructional Processes.....3

Assessing My Students.....13


ESA Procedural Chart.....13

Discussion and Reflection.....13

Conclusion.....14

Works Cited.....14

Appendix.....14



Introduction

My motivation to take this course is because I haven't had any English teaching experience before. Thus, I want to take teaching credits from our English Department to enhance my English teaching skills. Through the teaching theories learned and the teaching process of this course, I believe I could improve a lot in my first English teaching experience. In addition, I consider this course as my Learning Outcome Demonstration, since I would have many personal growth and teaching experience gained after the Gou-Tai elementary school service learning process.

Purposes

My students' learning motivation, what teaching theories I applied to my teaching, and the teaching processes will be presented in this portfolio. My two students' assessments will also be included. For the last part, I will show my learning outcomes and my reflection overall Gou-Tai teaching process.

My Students' Learning Motivation

I have two students, named Kiki and Lulu. Both of them are sixth grader. In the first class, I did a mini motivation survey orally by asking them questions. Both Kiki and Lulu has low interests in learning English. They think English is hard to learn and is unwilling to study English. When I ask my students to write down the vocabulary, Kiki seems unwilling to take notes since she says that she hates writing. As for Lulu, she is more willing to write her notes down. Both of them are easily distracted by others in class. Yet, despite their weak learning motivation toward English, they always show up on time, which is a good act.

Theories Used

I used three teaching theories during my teaching process. The first theory I applied is Audiolingual. Audiolingual emphasizes the teaching of listening and speaking. Activities such as dialogues, repetition and memorization is used for learners. I find many dialogues for my students to practice speaking. I would read the dialogue first then ask them to repeat after me. Also, audio-visual aids are used as my teaching materials.

The second theory used is The Natural Approach. In this theory, topics are designed for learners needs and designed to give beginners basic communicative skills. Teaching materials come from realia rather than text-books. Since my students are easily distracted and have no interest in English, I sometimes choose YouTube videos as material rather than text-books. I ask what they are interested in, and then find out they both love Korean girl's group Twice. Thus, I find a song performed by Twice with few English lyrics in it, then teach them those lines.

The third theory I applied is Communicative Language Teaching (CLT). CLT activities involves real communication for learners. CLT encourages learners to incorporate their personal experiences into their language learning environment. Thus, I designed activities such as interviews, where students need to take turns asking and answering the questions on the handouts in pairs.

Teaching and Instructional Processes

I used PPTs, handouts, and YouTube videos as my major teaching materials. Each week I teach different units. I use some free materials from the Ministry of Education website, including dialogues, word puzzles and activities. My lesson plans will be shown below:

2017Fall Guo-Tai Teaching Lesson Plan week 1- plan for needs analysis

- Goals:
 - I. Students will know some basic information of the teacher in their first meet.
 - II. The teacher will understand more about the students.
 - III. The teacher will have more idea about the level of the students' English ability.
- Objectives:
 - I. The teacher will introduce herself to the students.
 - II. Students will introduce themselves to the teacher.
 - III. Students will tell the teacher about their English ability level.
 - IV. Students will tell the teacher what they want to learn.
 - V. Students will do motivation survey (oral, teacher asking)
 - VI. The teacher will make teaching materials that fit the students according to the information from them.
- Materials & Equipment:

Basic conversations and motivation survey.
- Procedures:

First, the teacher and the students will introduce themselves to each other. Then the teacher will understand specific information of the students by asking several questions. The teacher will also let the students do motivation survey.
- Evaluation:

Based on the motivation survey.
- Extra-Classwork: None.

2017Fall Guo-Tai Teaching Lesson Plan week 2 plan

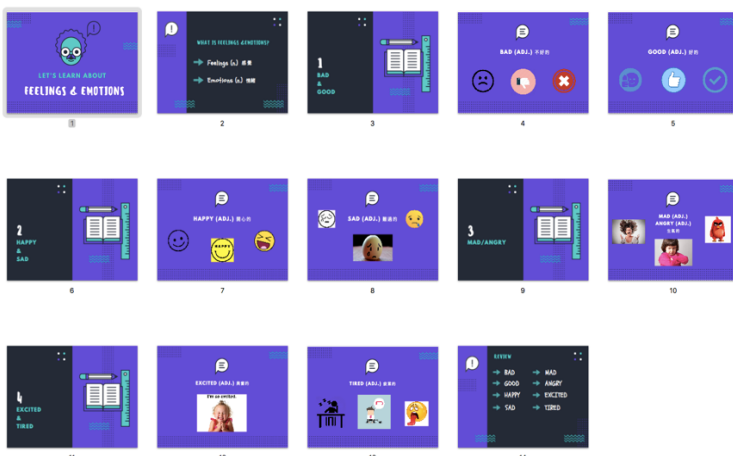
- Goals:
 - I. Students will learn some new vocabularies and sentences.
- Objectives:
 - I. Students will memorize some new vocabularies about feelings and emotions.
 - II. Students will memorize some new vocabularies and sentences about jobs.
 - III. Students will understand the meaning of few English lyrics.
- Materials & Equipment: PPT & YouTube videos
- Procedures:

The teacher will teach the students using PPTs to show the vocabularies with pictures to make them more interest in learning. The teacher will teach them two lessons about emotions and jobs. Then, the teacher will teach the students few English lyrics from a song performed by Korean girl group Twice.
- Evaluation:

Take a short review quiz next week to test the students about the vocabularies they learned.
- Extra-Classwork: Review the vocabularies and be ready to take a short quiz next week.

Vocabularies 單字 :

- 1. actor (n.) – 男演員
- 2. actress (n.) – 女演員
- 3. artist (n.) – 藝術家
- 4. boss (n.) – 老闆
- 5. cook (n.) – 廚師
- 6. dentist (n.) – 牙醫
- 7. diplomat (n.) – 外交官
- 8. doctor (n.) – 醫生
- 9. model (n.) – 模特兒
- 10. police officer (n.) – 警察



2017Fall Guo-Tai Teaching Lesson Plan week 3 plan


- Goals:
 - I. Students will learn some new vocabularies and sentences.
- Objectives:
 - I. Students will memorize some new vocabularies about foods.
 - II. Students will memorize some new vocabularies and sentences about jobs.
- Materials & Equipment: PPT & Handouts & YouTube videos
- Procedures:

The teacher will teach the students with PPTs to show the vocabularies with pictures of food. Also, the teacher will show them short English clips about breakfast. Handouts will be given to students with vocabularies on it.
- Evaluation:

Short in-class quiz memorizing new vocabulary learned.
- Extra-Classwork: Review the vocabularies.



1



2



3



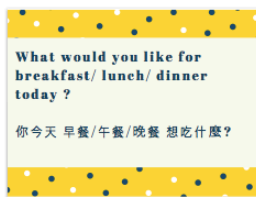
4



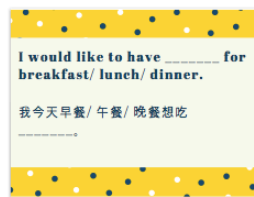
5



6



7



8



9



10

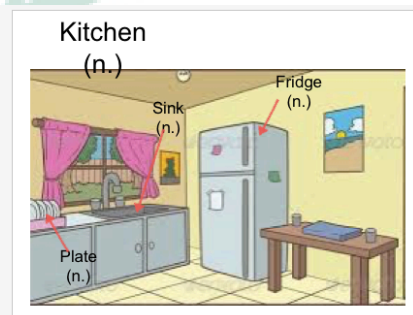
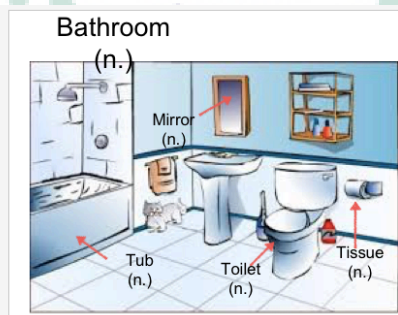
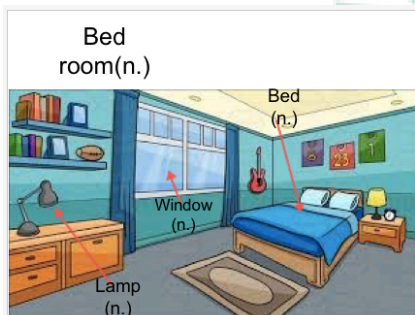


2017Fall Guo-Tai Teaching Lesson Plan week 4 plan

- Goals:
 - I. Students will learn new unit of vocabularies and sentences.
- Objectives:
 - I. Students will practice a dialogue about prepositions.
 - II. Students will memorize new vocabularies about houserooms and furniture.
- Materials & Equipment: Handouts & PPT
- Procedures:

The teacher will teach the students with handouts. A dialogue will be shown on the handout. The teacher will ask the student to circle new vocabulary learned in a word puzzle. Also, the teacher will ask the students to fill in the blanks on the handout sheet.
- Evaluation:

Short in-class quiz memorizing new vocabulary learned/ practice using preposition with a picture on the handout/ fill in the blanks.
- Extra-Classwork: Review the vocabularies and the handout



Time to Practice !

Q: What is this?
A: It's a _____

Q: What is the boy doing?

Q: Where is this place?

Grade 6
Find, Circle and Write

Let's Talk

In The Living Room

Dad: Jenny, where's your room?
Jenny: Sorry! I don't know.
Dad: I can't find my cellphone.
Jenny: Is it in the dining room?
Dad: No, it's not.

Magic Zoo

Where's the dog?
Where's the lion?

WORDS

living room 客廳 room 房間 where 何處 Sorry! I don't know. 抱歉! 我不知道
cellphone 手機 dining room 飯廳 table 桌子 chair 椅子 desk 書桌

Let's Practice

Example



A: Where is the ball?
B: It's in the box. box 盒子

1.



A: _____ is the picture?
B: It's _____ the wall.

2.



A: _____ the workbook?
B: _____ the desk.

3.



A: _____ the mouse?
B: _____ the _____.
 mouse 老鼠

4.



A: _____ the cute girl?
B: _____ the toy
_____. toy 玩具

5.



A: Where is your notebook?
B: _____

WORDS

wall 牆壁

2017Fall Guo-Tai Teaching Lesson Plan week 5 plan

Since my students went on their graduation trip last week, week 6 plan may be the same as week 5.

- Goals:
 - I. Students will learn new unit of vocabularies and sentences.
- Objectives:
 - I. Students will practice a dialogue about weather.
 - II. Students will memorize new vocabularies about weather, transportations.
 - III. Students will understand some sentences from a short movie clip.
- Materials & Equipment: Handouts & PPTs & YouTube videos
- Procedures:

The teacher will teach the students with handouts and PPTs. Some vocabularies will be shown on the PPT. A dialogue will also be shown on the handout. The teacher will ask the students to fill in the blanks on the handout sheet. Then, the teacher will show them a short movie clip and teach the dialogue in the movie.
- Evaluation:

Short in-class quiz memorizing new vocabulary learned/ fill in the blanks.
- Extra-Classwork: Review the vocabularies and the handout


Let's Talk

On Rainy Days

John: How's the **weather** today?
 Mary: **Rainy**.
 John: Too bad.
 Mary: **True**.
 John: What can we do on a rainy day?
 Mary: We can clean the house.
 John: OK. Let's do it now.



On Cloudy Days




Mike: How's the weather today?
 May: **Cloudy**.
 Mike: Well, what can we do on a cloudy day?
 May: We can go **hiking**.
 Mike: Great. **I can't wait**.


WORDS

weather 天氣 rainy 下雨的 true 真實的; 確實的 cloudy 多雲的
 hike 健行 I can't wait. 我等不及了。

On Sunny Days



Jenny: How's the weather today?
 Sally: **Sunny**.
 Jenny: Great. What can we do on a sunny day?
 Sally: We can go swimming at the **beach**.
 Jenny: Cool. I can't wait.



On Windy Days

Ted: How's the weather today?
 Lisa: **Windy**.
 Ted: Oh, no. What can we do on a windy day?
 Lisa: We can play basketball in the gym.
 Ted: OK. Let's go.

WORDS

sunny 晴天 beach 海邊 windy 多風的

1 **TRANSPORTATION**

2 **I TRAVEL BY _____**
Airplane 飛機
Ship 船
Bike 腳踏車
*On foot/ Walking 走路


3 **TRANSPORTATION: LAND TRAVEL**
Bus 公車
MRT 捷運
Car 車子
Taxi 計程車

4 **TRANSPORTATION: AIR TRAVEL**
Helicopter 直升機
Hot air balloon 熱氣球

5 **TRANSPORTATION: BY WATER**
Ship 船
Bridge 橋梁

6 **I TRAVEL BY _____**

YouTube™ 搜尋



FANDANGO MOVIECLIPS
The dinosaur – The dinosaur's alive!

Night at the Museum (1/5) Movie CLIP - Throw the Bone (2006) HD
觀看次數：524,997

喜歡影片
權舒婷 - 11 / 93

YouTube™ 搜尋



It's the right place for that

Museum Etiquette
觀看次數：9,569

喜歡影片
權舒婷 - 12 / 93

2017Fall Guo-Tai Teaching Lesson Plan week 7 plan

- Goals:

- I. Students will learn new unit of vocabularies and sentences.

- Objectives:

- I. Students will repeat sentences from a dialogue.

- II. Students will memorize new vocabularies in the dialogue.

- III. Students will practice how to use past tense.

- Materials & Equipment: Handouts & PPTs

- Procedures:

The teacher will teach the students with handouts and PPTs. Some vocabularies will be shown on the PPT. A dialogue will also be shown on the handout. The teacher will ask the students to fill in the blanks on the handout sheet.


- Evaluation:

Short in-class quiz memorizing new vocabulary learned/ fill in the blanks.


- Extra-Classwork: Review the vocabularies and the handout



1



2



3

2017Fall Guo-Tai Teaching Lesson Plan week 8 plan

- Goals:

I. Students will learn new unit of vocabularies.

- Objectives:

I. Students will memorize new vocabularies about places and locations.

II. Students will do a small practice on the vocabularies they've learned

- Materials & Equipment: PPT

- Procedures:

The teacher will teach the students with PPT. Vocabularies will be shown on the PPT.

The teacher will ask the students to memorize and understand those vocabularies, then let the students do a small in-class practice.

- Evaluation:

Short in-class quiz memorizing new vocabulary learned.

- Extra-Classwork: Review the vocabularies



Places 地方

- 1. bakery (n.) 麵包店
- 2. bank (n.) 銀行
- 3. church (n.) 教堂
- 4. beach (n.) 沙灘
- 5. market (n.) 市場
- 6. museum (n.) 美術館
- 7. office (n.) 辦公室
- 8. restaurant (n.) 餐廳
- 9. police station (n.) 警察局
- 10. bookstore (n.) 圖書館



Places 地方

*Practice:

1. bakery (n.) ___
ex: I can buy bread from the bakery.
2. market (n.) ___
ex: I shop in the market.
3. beach (n.) ___
ex: We like to swim at the beach.
4. po__ce st__ion (n.) 警察局
ex: Policemen work in the po__ce st__ion.
5. off__e (n.) 辦公室
ex: My father works in the off__e.

Location 方位

- 1. north (n.) 北方
- 2. east (n.) 東方
- 3. south (n.) 南方
- 4. west (n.) 西方
- 5. here (adv.) 這裡
- 6. there (adv.) 那裡
- 7. back (adv.) 往後
- 8. right (adv.) 往右
- 9. left (adv.) 往左
- 10. top (n.) 頂端



Location 方位

*Practice

1. North (n.) 方
ex: Taipei is in the north of Taiwan.
2. South (n.) 方
ex: Kaohsiung (高雄) is in the south of Taiwan.
3. Here (adv.) ___
ex: Here comes the bus.
4. There (adv.) ___
ex: There is a dog.
5. T__ (n.) 頂端

Assessing My Students

Kiki	Lulu
<ul style="list-style-type: none"> ● Shows no interests in English ● Unwilling to take notes ● Better memorization of vocabularies ● Better pronunciation ● Refuse to learn (disturbing the teacher during the class) ● Easily distracted 	<ul style="list-style-type: none"> ● Shows no interests in English ● Willing to take notes ● Quiet (speaks softly) ● Weaker memorization of vocabularies ● Weaker pronunciation ● Better cooperation in class ● Easily distracted

ESA Procedural Chart

Engage	Show the students some interesting short clips and chat with them
Study	Teach different units and lessons from my teaching materials
Activate	Repeat dialogues, memorize vocabularies, understand English sentences from videos, play word puzzle and fill in the blanks

Discussion and Reflection

At first I was nervous about the teaching process since I had no previous teaching experience before and I am afraid that I cannot do it well. After teaching few classes, I was very frustrated due to my students' in class behavior. Thus, I keep trying different teaching methods and adjust my lessons and materials to fit my students, hoping that they could have more interest in learning English. Nonetheless, I fail to change their attitude toward learning English. Until the last class, they keep disturbing my teaching and are both unwilling to learn English. Though I'm still frustrated at last, I still consider the whole teaching process as a precious experience. I think I have many personal growth after the teaching process. I've learned how to adjust into different situations, how to improve my

teaching skills, and how to handle pressure. The most important thing I've learned is that teaching English needs patience. Teachers need to be patient since not all students have great English skills. I still hope that my students can have more interests in English in the future and improve their English.

Conclusion

Teaching is never an easy way. I realize how hard it is to be a successful teacher and help students grow. I leave many rooms for improvement in my first teaching, but I still appreciate to have this chance to learn lots of precious skills and experiences. I hope that I could do better if I had another chance to teach in the future.

Works Cited

Brown, H. Douglas. *Teaching by Principles: An Interactive Approach to Language Pedagogy*. Addison Wesley Longman, 2001. Print.

