

天主教輔仁大學英國語文學系學士班畢業成果
ENGLISH DEPARTMENT, FU JEN CATHOLIC UNIVERSITY
GRADUATION PROJECT 2017

指導教授：陳碧珠
Bi-chu Chen

Pollution caused by Daily Products

學生：畢齊芯撰
Annie Chi Hsin Bi

TAIP (科技輔助教學與簡報)

402110441

Annie Bi

English Department - Junior

Learning Outcome Demonstration

Final project:

Pollution of daily products



-
- LOD Outline

Learning Outcome Demonstration Outline

- I. Final Project content**
- II. Semester weekly reflections**
- III. Self-assessment survey**
- IV. Reference links**
- V. Supplementary tasks / works**
- VI. Final reflections**


- **My final project – Pollution of Daily Products**

- ✓ What's our group project about?



Our group project's topic is "Pollution", which was extended to further detailed categories, microbead pollution and solutions, cosmetics pollution and solutions, shampoo and body washer pollutions and solutions, detergent pollution and solutions, and textile manufacturing pollution and solutions. We planned to respectively explain what the type is and introduce what kind of pollution is generated, last followed by the solutions to each kind of pollution. Presented by each member, every section will be clearly exhibited by using different software/systems to interacting with audiences for making content more interesting.

- ✓ The part I'm responsible for:

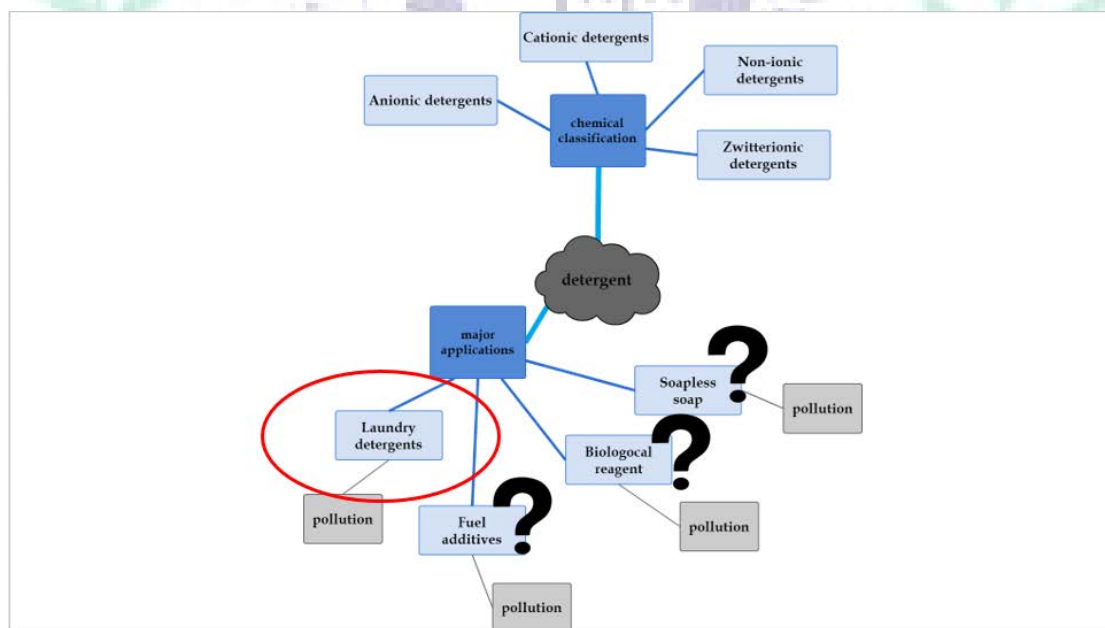


Detergent Pollution

402110441 Annie Bi

Software used: Microsoft PowerPoint

Given that our group project topic is “Pollution of Daily Products”, I was responsible for “detergent pollution” as a sub-category of daily products.

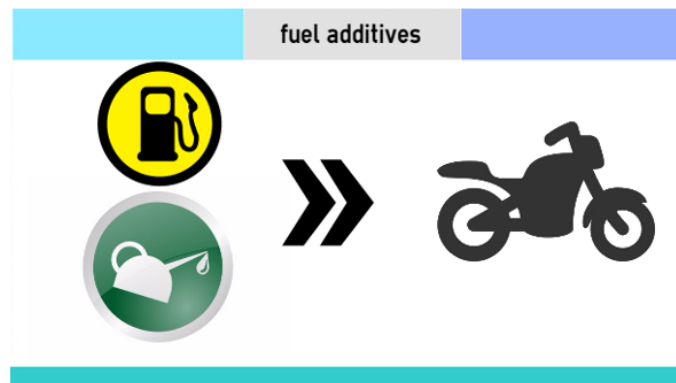


Software used: Microsoft PowerPoint. Cacoo

I used “Cacoo” to design a mind map to organize all the information about detergent I planned to present in a clearer form. The red circle was the main part I would be focusing on; as for those three question marks, I would explain what they were in my presentation.

What is fuel additives?

(燃料添加剂)



Software used: Microsoft PowerPoint. Easel.ly

Starting with the definition of “fuel additives”, I used “Easel.ly” to create a complete picture to show the relations and functions instead of typing lots of words on the slide which could dazzle audiences’ eyes.

What is biological reagent?

(生物试剂)



Software used: Microsoft PowerPoint

Then it came to the definition of “biological reagent”. Without using other software, I searched some pictures on the Internet to help me present.

What is soapless soap?

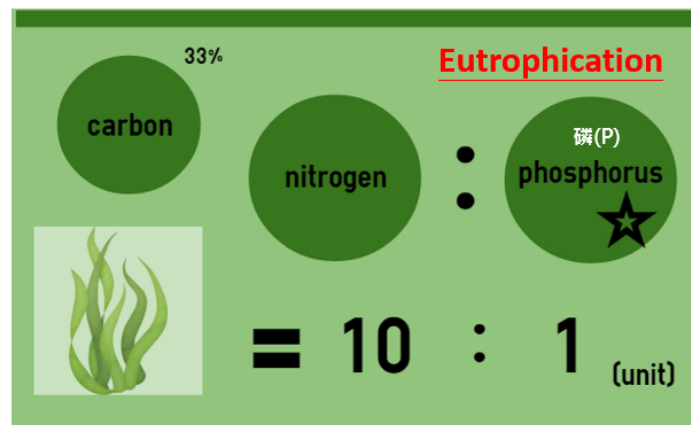
(無皂清潔劑/合成洗滌劑)



Software used: Microsoft PowerPoint

Followed is “soapless soap”, I pasted pictures to let me explain further verbally as well, for avoiding being too wordy.

Laundry detergent pollution



(優養化)

Software used: Microsoft PowerPoint. Easel.ly

Let's move to the focus—“laundry detergent pollution”. Making use of Easel.ly again, I tried to make the formation of eutrophication easily to understand with graphic.

Solutions?

- **Buy LESS**
- **RECYCLING works**
- **LAW establishment**



Software used: Microsoft PowerPoint

After explaining those professional vocabularies and the formation of pollution, we must ensure that the “solutions” part was included for providing listeners a complete idea.

新增問題到回饋單中

Select item type... ▼

新增問題到回饋單中

預覽

(*)必答.

How do you think about our presentation?*

Will you give more concerns to the pollution issue afterwards? (Yes/No)

Can you kindly provide one example of daily products that will cause pollution of one of our subject?

(位置:1)

(位置:2)

(位置:3)

Software used: Moodle

The third software I used in my final project was Moodle, a software functions similarly as iCAN. I designed a feedback sheet for all the other classmates to answer for gaining some suggestions.

● 2015f TAIP Weekly Reflections

Week No.	Reflections
Week 1	In the first class, teacher spent time introducing the content and target of this courses to all of us. This course is really different from other classes; given that we didn't have any paper-based homework but computer-based tasks. Teacher wanted to help students be familiar with some useful and practical software and systems, which will definitely benefit us no matter in studies or workplace, for nowadays lots of jobs all need computer skills.
Week 2	In today's class, teacher wanted all of us to partner with one classmate then find a picture or photo which could best describe that person on the Internet. Next, we had to list down your partner's characteristics with the picture you just found online. Although it seemed to be an easy and simple task to do, it functioned as a gateway to this class.
Week 3	At the first sight I knew "Easel.ly" introduced by the professor, I was really surprised by such a helpful and friendly website. Easel.ly provides lots of graphic patterns and modules for users to create their own charts; most importantly, the website is totally free! In the task of making our group's first infographic, I felt very interested and later decided that I must use this helpful website to assist my assignments in the following courses.
Week 4	Today our group choose "Fashion & Cosmetics" as our group project topic. We find information online then summarize what we find in an infographic in Easel.ly. To practice is to make perfect, through personally practicing making own infographic, I can really learn the technical skills in Easel.ly and even provide myself a reliable source for helping with other works afterwards.
Week 5	I learned the functions of learning management system(LMS) in the first period of the course and eight advantages of learning. We discussed with each other about the practical functions of learning management system; for example, the learning management system will have the area of uploading course materials and assignments, the discussion forum, students' scores, schedule planning, and et cetera.
Week 6	In today's class, I practically practice how to use some functions in Moodle in person through establishing and designing some

	in-class activities. Then I start realizing that Moodle really provides special and practical functions that iCan doesn't offer. Additionally, we make comparison between Moodle and iCan in the way of making screenshots in word document, which much clarifies my understandings about these two systems.
Week 7	Today's main task is to practice using a system called "Xmind". At the first time I learned the system, I was really curious about how to use and what works can be applied to. "Xmind" is very useful because we can design every kinds of mind map to clarify our thoughts and ideas. We also practiced making mind map of comparing the differences between two versions of a song, which really provides me a chance to get familiar with "Xmind".
Week 8	I listen to two groups' presentation of project in today's class. For the first group, they introduce a software adapted by a previous famous television program called "百萬大歌星". We also send out two classmates to play the game personally. As for the second group, they teach us how to use a system named "Audacity". "Audacity" is used to adjust the melody or tempo to produce a more sophisticated song.
Week 9	We discussed about various genres of games in our lives. All the games existing can be classified into several categories, for example, adventure game, strategy game, board game, education game, and so on. Subsequently, we had our presentation of an online system called "Edmodo". Edmodo is a system which is similar with the functions of iCan. You are allowed to register as the identity of student, teacher, or the most special, parent. Each identity uses different interface of system with different functions as well; students can hand in the assignments, teacher can design any kind of exams or questionnaire, and parents can supervise their children's academic performances online.
Week 10	Online Meeting
Week 11	In today's class, we listened to one group's presentation, which introduced a game creating software. This software is interesting, given that we can design a brand new game all by our own with a myriad of backgrounds, characters, and even the conversation the roles are talking in the game.
Week 12	We practiced lots of exercises through Cacao in today's class. First task is for individual project, we learned how to create and

	<p>design a new mind map or outline by using our ways.</p> <p>Additionally, each group also had a chance to cooperate with each other for completing the project outline by using Cacoo and gave a short presentation on stage. Cacoo functions like Easel.ly, what we'd learned before; both of them are mostly used to organize complicated things as graphics, Cacoo and Easel.ly will be useful for our future career I think!</p>
Week 13	<p>A1: If we want to use it, we may freely copy, modify, and share these items for non-commercial purposes under the same terms, if they include the original source information; however, we need to send one free copy of the interview recording, transcript, and related items to the address. A2: From the article we can find that the author agree that CC license can free us from the copyright problem. A3: The author also thinks that honestly CC still cannot resolve "all" of the questions about who "owns" the oral history and cannot claim expertise in intellectual property law. CC license is not a cure-all.</p>
Week 14	<p>To be honest, at first we have no idea about our group project and even the way to "do" this project. Hence, all of our group members spent time gathering together and figuring out what we wanted to do and how we can start our project in class time. Fortunately, we eventually had a big picture of our topic and also finalize it. Hope we can proceed to next step successfully!</p>
Week 15	<p>Today we spent time discussing about the methods and content of group project, especially the work division. Our topic is centered upon the pollution of daily products, such as cosmetics, clothing, detergent, shampoo, and also body washer. And I love Bichu!!! Thank you for letting us go earlier for celebrating amazing Christmas!!! :)</p>
Week 16	<p>First group's presentation: I like their presentation a lot!! Nowadays we have tons of pressures to endure, such as academic works, part-time jobs, and other things.... Even though we must finish those works before deadline, we still need to spare some time to do some exercises to keep healthy. This group uses lots of activities to present "HOW" we can follow their steps by showing us videos. Most importantly, they integrated school's exercises, such as girls' basketball team, into their presentation to make their report kinder and interesting. I was really impressed!</p>

Week 17	Today's second group's presentation: The theme of this group's presentation really arouses my interest! They use Disney animations to remind us the issue of gender stereotypes with Disney characters and storylines. The videos they designed show vivid images for us to understand more comprehensively about the female stereotype. I especially love their designs for characters on "Bitstrip", they're really cute! In addition, I think they can simplify their ppt for not having too many actions, or that can dazzle audiences' eyes.
Week 18	As a student of English Department, the skill we're lacking now mostly is "computer skills"; I didn't realize the seriousness and significance until I took Prof. Chen's class. I really learned lots of useful and practical software, systems, and even basic computer skills in this semester, which can benefit me a lot when I'm doing my other projects or even in workplace. The importance of teamwork is the other thing that is worthwhile to mention I learned from the class; by working with different people, I had a chance to learn how to negotiate with other people and make a final agreement. Overall, I love this class very much!

Overall, this class really benefits me a lot!!! To tell the truth, when I saw the name of this class at first glance, I felt very nervous because I didn't know whether I could handle this class or not. Thanks for having Bi Chu as my instructor, she is really nice and devoted to take care of each student's emotions, feelings, and even their lives. Most importantly, she shows understanding for our heavy pressures from other classes' homework, trying to let everything be done during the class and doesn't want us to bring back home and finish, which can really increase our stresses. I love you Bi Chu!

- **Reference Links**

- ✓ Final group project

Tatum, Malcolm, and Bronwyn Harris. "What Are Fuel Additives?" WiseGeek.

Conjecture, 17 Dec. 2015. Web. 11 Jan. 2016.

Turner, Judi Anne. "Laundry Detergent: The Effect of Pollution on Lakes and Rivers."

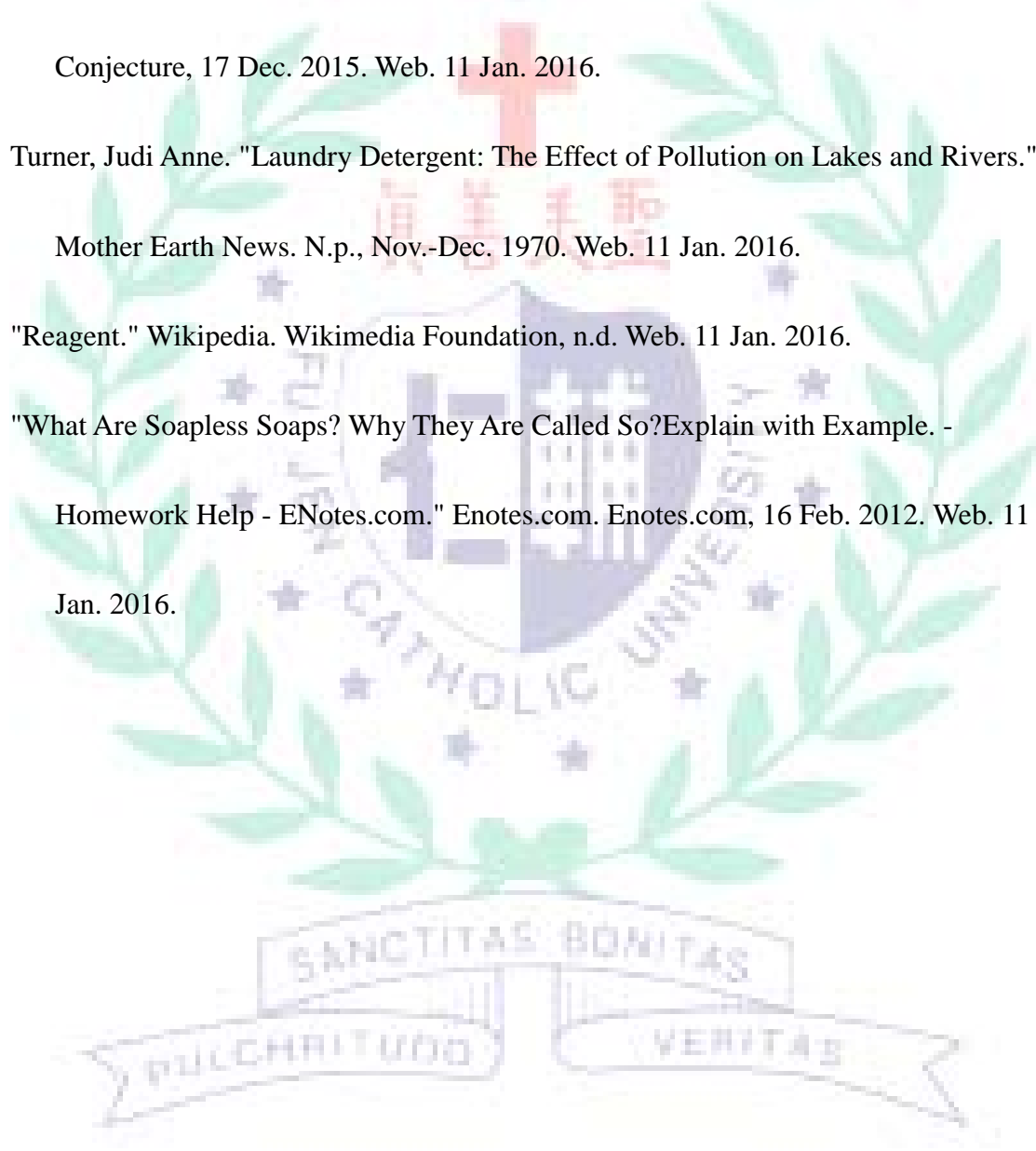
Mother Earth News. N.p., Nov.-Dec. 1970. Web. 11 Jan. 2016.

"Reagent." Wikipedia. Wikimedia Foundation, n.d. Web. 11 Jan. 2016.

"What Are Soapless Soaps? Why They Are Called So? Explain with Example. -

Homework Help - ENotes.com." Enotes.com. Enotes.com, 16 Feb. 2012. Web. 11

Jan. 2016.



On the basis of my previous mind map, I extended my work into a complete presentation and used a recording system called “Evercam” to record all of my oral presentation content down. Eventually I turned this audio document into a media and publish it on my Youtube as a video.

● Final Reflections

At first sight I saw the title of this course, honestly I felt a little bit confused, thinking that I might not be able to handle this class. After taking this class for several weeks, I realized that this class should be extremely useful and helpful for all of us. As a student of English Department, the skill we're lacking now mostly is "computer skills"; I didn't realize the seriousness and significance until I took this class. Throughout the whole semester, I really learned lots of useful and practical software, systems, and even basic computer skills in this semester, which can benefit me a lot when I'm doing my other projects or even in workplace. What's more, on the basis of this advantage, I started to be interested in exploring other useful or practical software/systems, wanting to find out something that can be a good helper for me. The importance of teamwork is the other thing that is worthwhile to mention I learned from the class; by working with different people, I had a chance to learn how to negotiate with other people and make a final agreement. Final group project in particular, I had learned how to organize countless information into a clear structure and present them to audiences, also knew how to use the software or system taught in class to produce some of the elements of presentation. I definitely enjoyed everything I had learned in the course and enjoyed working with my group members. Overall, I love this class! Thank you Prof. Chen!