

天主教輔仁大學英國語文學系學士班畢業成果
ENGLISH DEPARTMENT, FU JEN CATHOLIC UNIVERSITY
GRADUATION PROJECT 2017

指導教授：陳碧珠
Bi-chu Chen

Pollution Caused by Daily Products

學生：劉禹伶撰
Eling Yu-Ling Liu

LOD

Learning
Outcome
Demonstration

Final Project Pollution of Daily Products

402110142

Eling Liu 劉禹伶
英文三 (Jounior)

Pollution of Daily Products

401110810 Miffy Li

402110142 Eling Liu

402110441 Annie Bi

402110647 Matt Tsai

402110818 Wendy Weng

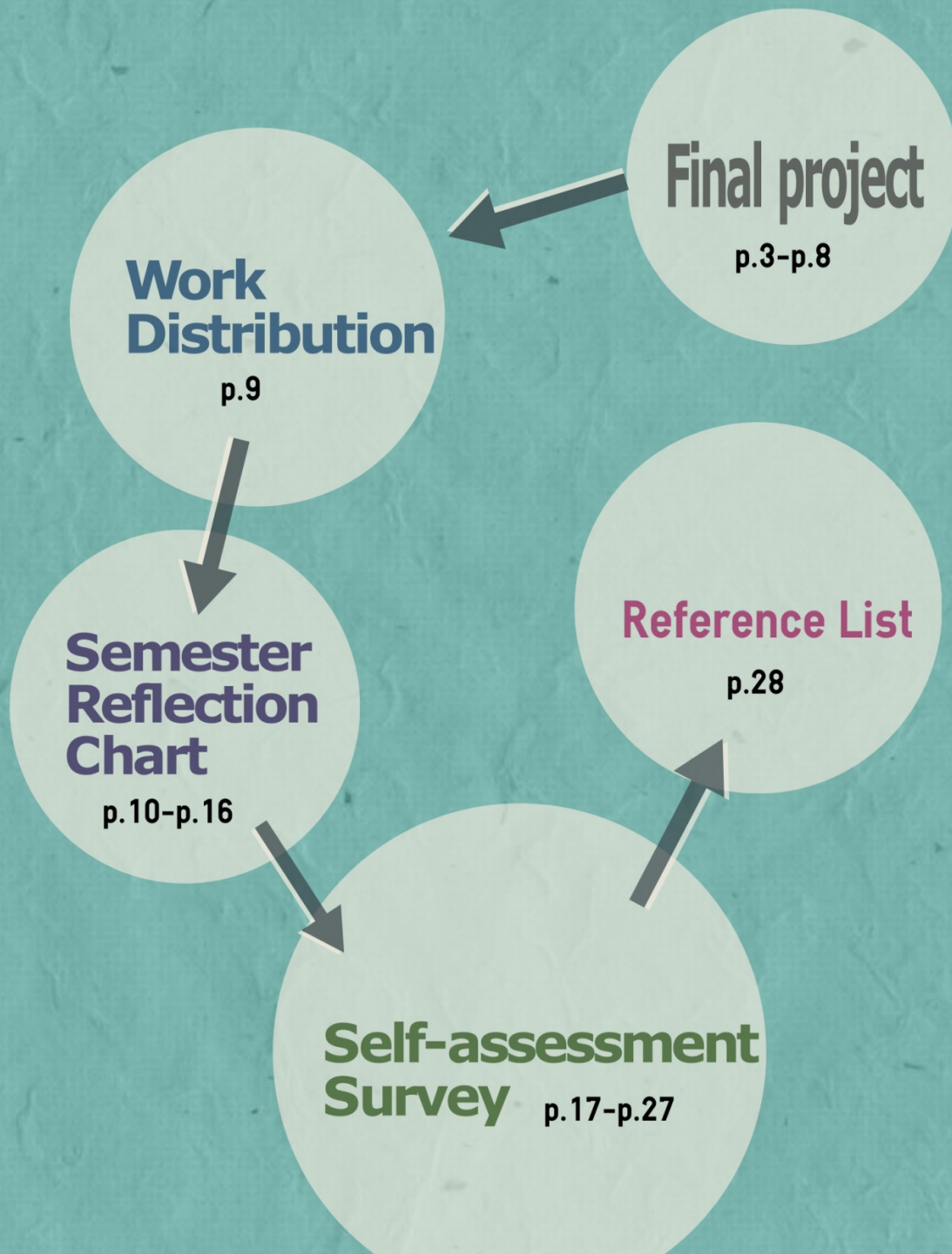
Cosmetics Damages & Solutions



402110142

Eling Liu

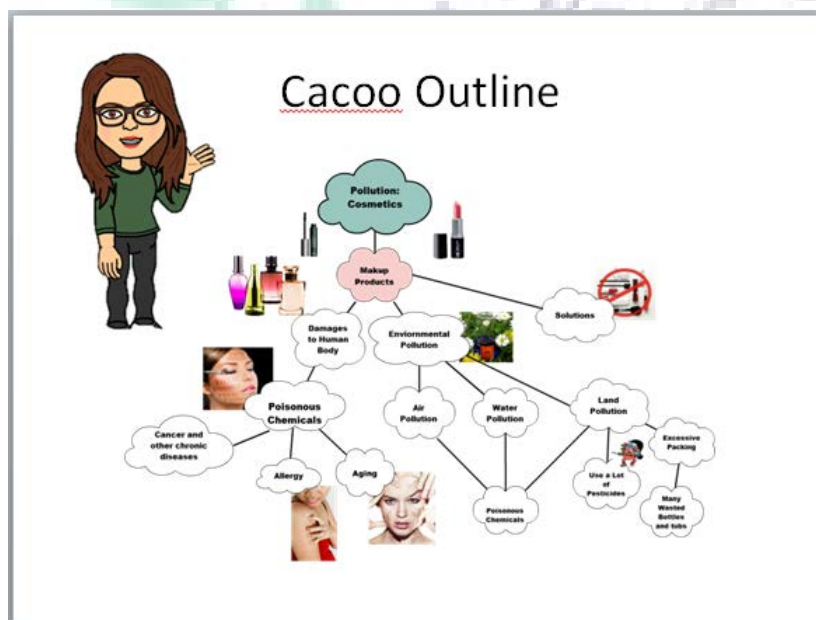
Outline



Final project



(P.6) It is the cover page of my presentation. At the middle right of the picture, you can see the cartoon character that I designed by using Bistrip. By putting it on PowerPoint slides, it can add more entertaining effect in my final project.



(P.7) This is the outline page that I designed by using Cacao. With this diagram, audience can understand the structure and development of presentation easily.

Introduction

- Many people love beauty products such as



But.....Do You Know?

- poisonous chemicals and potentially harmful ingredients

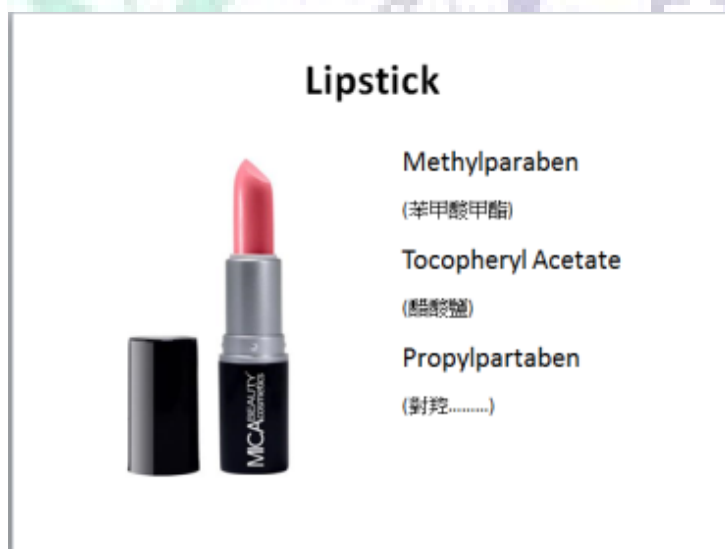


(P.8 & 9)

This is the introduction of the presentation. I was introducing the using beauty products was quite common in nowadays society especially females. But, people didn't aware there were some harmful ingredients contained in beauty products.



(P. 10) This is the infographic that I designed by using Easel.ly. I tried to use the infographic to introduce the damages that beauty products cause to human body.



Mascara



Bacteria

the preservatives

(防腐劑)

Safe for 3 months

Fragrance



Parabens

(羧基苯甲鹽酸)

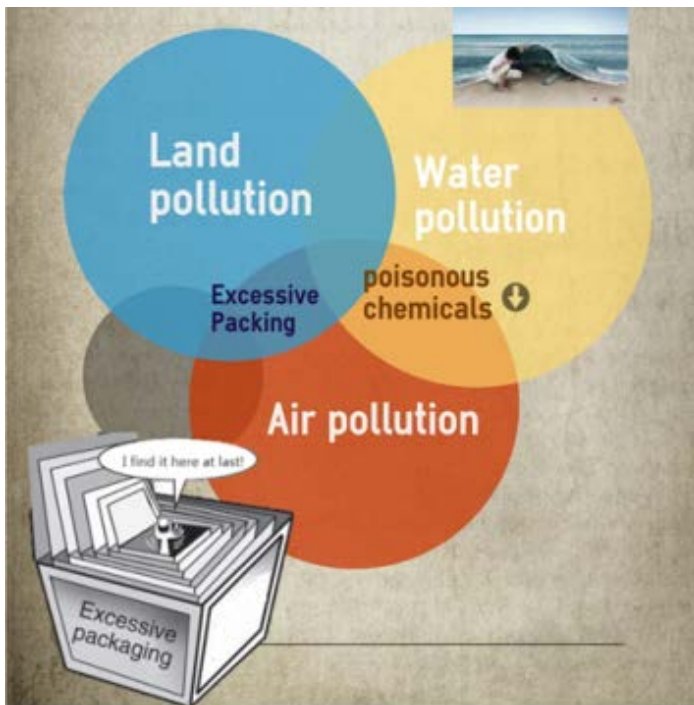
Phthalates

(鄰苯二甲酸酯)

Synthetic musks

(合成麝香)

(p.11, 12, 13) I was talking about the poisonous chemicals contained in lipstick, mascara, and fragrance. I also explained what kinds of damages that these chemicals caused to human body.



(p.14) This is the infographic that I designed by using Easel.ly. I used the infographic to introduce the environmental damages caused by beauty products.



(p.15) This is the solution part. I provided some solutions to customers and the government to solve the problem.

按一下以新增標題



(p.37) It is the Creative Commons I put at the end of my PowerPoint slide. By putting this mark, we can protect our work and limit how people can share our work online.

按一下以新增標題



(p.38) This is the ending page of the whole final project.

EverCam recording (A 7-minute film EverCam production)

This is the film we recorded as the practice of presentation. By recording the project, we can also learn how to use Evercamp to make a video.

URL: <https://youtu.be/3ZEF03MBII> (To see the video, please click this link here)

Work Distribution

Our project is talking about pollution of daily products such as facial cleanser, shampoo, clothes, and makeup products. We want to tell our audience that what kinds of harmful ingredients and chemicals contained in these products and how these ingredients will damage our body and environment.

I am responsible for the Cosmetics damages part, which is the second part of the whole final project (original page 6- 15). I also put the ending page and Creative Commons that the whole group shared together (original page 37, 38). To see the completed PowerPoint slides, please see the attached file. During the process of preparing final progress, I am the time keeper, who make sure the influence and efficient of the discussion. As for the work distribution of making final project, our group simply divided the whole project into 5 parts and each team member picked one-related topic. I personally like this kind of work distribution which is very fair and I can organize my ideas more clearly.

After finishing this project, I had further understanding about the harmful chemicals or ingredients contained in daily products. Next time, when I buy the products, I will definitely read the list at the back of products. On the other hand, I also can learn how to apply lots of software which I learned in the course. For me, final project is definitely the best way to show my learning outcomes.

Semester reflection chart

Week No.	Reflections	Difficulties encountered & solved
Week 1	It is my first time taking your course. I heard Alyson and Annie talking about you often. Therefore, I am glad to meet you in person.	no
Week 2	Among all topics we talked about in week 1, I like 3D printing the most because I had done some researches about this topic. Besides, it was also very interesting that we used a picture to represent our classmate. I think I did a good job on finding a picture to represent my classmate, Orange. In week two, I liked the compare and contrast of differences between presentation and conversation. Besides, I also learned some skills about making ppt slides. I thought it was hard to use only six words on each ppt slide.	no
Week 3	In this week, we learned how to make an infographic by myself. Before that, I only saw these kinds of pictures on others' websites. Therefore, I was very excited to learn this new skill. In addition, my team members and I used Easely to make an infographic in order to introduce software, Edmodo, which we used in our freshman year. I know this skill will definitely be very helpful.	no
Week 4	In this week, we learned how to make an infographic by myself. Before that, I only saw these kinds of pictures on others' websites. Therefore, I was very excited to learn this new skill. In addition, my team members and I used Easely to make an infographic in order to introduce software, Edmodo, which we used in our freshman year. I know this skill will definitely be very helpful.	no
Week 5	In week 5 class, we did a simple comparison and contrast between Moodle and iCAN. For instance, teachers can design a text or a survey on both systems, but you said it was very hard to use and that was the	no

	<p>thing you didn't like the most about two systems. Besides, we could also see our learning outcome results such as the scores, and times of reading materials on both systems, but I remembered you said iCAN only provided more general information. On the other hand, we also learned the eight advantages of using a learning management system. For example, we could have more flexibility to learn things and learn how to use technology as a learning tool.</p>	
Week 6	<p>In week 6 class, we designed four learning activities in order to familiar to the various functions on Moodle such as quiz and discussion board. I really thought the quiz function is really hard to use and troublesome. After practicing Moodle for few classes, I was still a bit confused about this system.</p> <p>And I thought I still preferred those kinds of systems like Facebook. Besides, we also revised the Moodle&iCAN comparison assignment, which had to include six screenshots. Anyway, I will still try to get familiar with this system.</p>	
Week 7	<p>In week 7, we practiced a program called "X-mind". And then, we compared and contrasted a song "You Make Me Drunk" sung by two different singers. We had to put a main topic in the central of the X-mind map. Then, we needed to think of four or five categories such as emotion, body language, background music and so on. I thought it was an interesting practice. But, I face a little problem while I was doing the mind map. I chose the model provided by the program, but I found out that I couldn't adjust or add more squares or move to the positions I wanted.</p>	
Week 8	<p>In week 8, the professor introduced the differences between Web 1.0 and Web 3.0 in the first hour class. You said that Web 1.0 was static and it was one-way communication and Web 3.0 was dynamic and it was two ways communication. And then, in the second and third hours of class, we had several presentations. We had groups introduced how to use a singing program</p>	

	called “百萬大歌星” and a program to edit music and so on. I really liked group one’s demonstration to how to play that program. Everything is great in this week.	
Week 9	<p>In the first hour’s class, we talked about the functions and influences of playing games on human brain. Later, you introduced a certain area in human brain called prefrontal cortex which was respond for listening, decision making, and psychological functions etc. You said that if people were too indulging in games, they won’t be able to make decisions in doing things, became violent, and affected blood circulation.</p> <p>Later, we had two groups of presentations including our group’s presentation. We introduced how to use Edmodo and its functions such as handing in assignments, quiz, backpack, connection with google drive, and so on. As for another group, they introduced how to use software to create their own cartoon characters. I used you as the example that I thought make the whole presentation more interesting and easy to follow.</p>	no
Week 10	<p>In week 10, we didn’t have class in classroom instead we had an online meeting to discuss the final project proposal. We used hangouts on Google which we thought was very convenient as long as you had Google accounts. However, we found it didn’t work very well in group online meeting since we couldn’t see everyone’s faces. The main screen would jump to the person who was speaking. Therefore, it kept changing while we were all talking. On the other hand, the strength of internet connection also plays a critical role in online meeting. It really influenced ours fluency of meeting.</p> <p>We also spent some time to find out the outline and assign each one’s duties. For example, who would be the chair, recorder, and time keeper. Overall, I thought we could try to cover more details in our meeting and do some preparations before the meeting.</p>	no
Week 11	In the first hour, we reviewed what we learned in week	no

	<p>9. We reviewed the categories of games such as skill base or knowledge skill base games.</p> <p>And then, you also asked us which social groups we joined and Matt replied he was belonging to drinking group. While in the second hour, we had a presentation which was related to make a RPG game (I wasn't sure the exactly name of this kind of game). They used an example called "Orange Light" to teach us how to set up backgrounds, characters, and so on. And then, the very last group introduced a website or software called MindHabits. They said this website aimed at spreading happiness. But they also said if we really liked the game we needed to buy it to get the completed version.</p> <p>Overall, I liked this week's presentations a lot.</p>	
Week 12	<p>In week12's class, we gave a brief presentation for our Cacoo diagram assignment.</p> <p>That was, we introduced the main idea in our group project. But I thought I didn't prepare this very well so I was kind of repeating myself a lot. After doing and revising the assignment, I had a better understanding of Cacoo. And I personally thought that Cacoo was more easily to use than X-mind because I could more choices and layouts to choose when I was creating my own diagram. But if we wanted to use Cacoo diagram as our outline, we needed to enlarge particular part a bit; otherwise, the words were too small to see.</p>	no
Week 13	<p>If we want to use Creative Commons, we need to notice that commenters also have the same right to report on or quote from the original work. Besides, it is acceptable if we want to quote some resources based on fair use as long as we identify where the sources come from. This requirement is also applied on traditional copyright law. Besides, publishers can restrict viewers to download the whole video or article; instead, publishers can just allow viewers to watch certain parts of their works. On the other hand, the author thinks CC cannot totally free us from all</p>	no

	copyright problems, but the author assumes that the combination of CC and traditional copyright law is so far the best way to maintain the rights of individual participants while they are sharing history with the public.	
Week 14	In week 14, In the first hour, we compared the differences of interfaces between computers and mobile devices. The difference impressed the most was the button function applied on mobile devices. I thought it was very convenient and hoped this concept could be applied in computers more. In the second and third period of class, I thought our group didn't discuss that much because our team members were still working on the individual part. From my perspective, our group needed to work on the organization more since we hadn't decided who would be in charge of opening and conclusion. I guessed we would discuss more in next week's class.	no
Week 15	In week 15, In the first period of class, we listed down some jobs which didn't existed 20 years ago. Lots of people thought of app developers immediately when they heard the question. And later, you mentioned big data, data miners, and a job which was related to social responsibility. I thought this kind of observation was quite important in nowadays society because everything changed too fast. We needed to acquire abilities to catch the main stream and predict the future. And then, our group discussed which three kinds of software that we would use in final project and we found there were lots of overlaps. After that, here came my favorite part of the class in week 15. We took group photos together in front of the white Christmas tree. Bi-chu, I wanted to thank you for being so kind, intelligent, and caring in this semester. Love u so much and wish you a merry Christmas. See you next year.	no
Week 16	In this week's presentations, group 26's presentation	no

	<p>impressed the most. Their topic was Ways to live a Healthy Life by Exercising. I thought they really spent lots of efforts on this project. In their presentation, they used lots of pictures, videos, applications and interesting software called crazy talk to introduce their ideas. Besides, I thought their presentation was quite informative. They taught us how to choose right outfits and protective gears and do the Warm-up movements. They also took a video to teach us how to work out in a gym. Last, they introduced an app called 7-minute workout which I thought was very useful for lazy girls who didn't want to go out exercising. Overall, I liked their presentation a lot and they applied lots of skills which we learned in the class. As for the question, I want to ask is "do you think how many times and how long people should exercise per week? "</p>	
Week 17	<p>In this week's presentations, the presentation impressed me the most was the group which was talking about Disney animations. I liked their topic which was about Disney princesses and changes of Disney animations. They talked about the wrong standard of beauty that Disney animation delivered in their previous animations such as Snow White and Cinderella. For example, Disney princesses usually had big eyes, thin waist, and small noses. Among of all their points, I liked the introduction of stories by using the comics and ppt. I thought they could use a more funny or creative way to introduce the plot or do some adoptions. Overall, I liked the points in their presentation, but somehow I hoped they could work on the organization and connections between each part because I felt a bit confused and lost while I was listening to their presentation. As for the question I want to ask is "do you think Disney animations are still very influential to children compared with our generation?"</p>	no
Week 18	<p>One minute sharing: In this course, I learned lots of useful skills of making</p>	no

	<p>good presentations and I was more familiar to different kinds of software which I had never known before taking this course such as Cacao, Easel.ly, and X-mind. I think this course is really useful for English department students because we have too many too many presentations in each semester. By using software we learned in the course, it can add more variety and creativity, and better visual aid in presentations. It can make our audience or professors in other courses very impressive. Personally, I really like Bi Chu's course and the way how she teaches us. Hope I can take her other courses in the future.</p>	
--	--	--



Reference list

Haiken, Melanie. "Dangerous Beauty: 5 Scariest Beauty Products." *Forbes*. Forbes Magazine, 12 Mar.

2012. Web. 12 Jan. 2016. <

<http://www.forbes.com/sites/melaniehaiken/2012/03/12/dangerous-beauty-top-5-contaminated-beauty-products/2/>>

Dr. Mercola. "Is Your Perfume Poison?" *Mecorla.com*. Mecorla.com, 27 Nov. 2013. Web. 12 Jan. 2016.

<<http://articles.mercola.com/sites/articles/archive/2013/11/27/toxic-perfume-chemicals.aspx>>.

